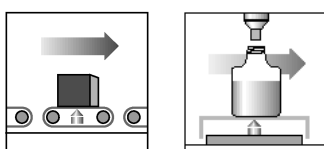


FIT[®]/4...

Digital load cells for dynamical weighing

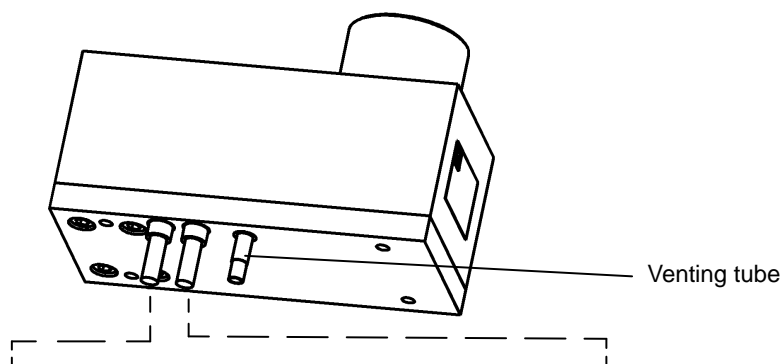


Special features

- 4 limit switches with hysteresis
- Dosing functionalities with diagnostic channel (Type E)
- Fast triggering and scaling of the measured value
- Trigger function (external or level trigger)
- PC-Software for parameter adjustment and dynamical analysis
- Integrated overload protection
- Test report for 3000 d accord. to OIML R 60, R 76 in preparation

Electrical connection

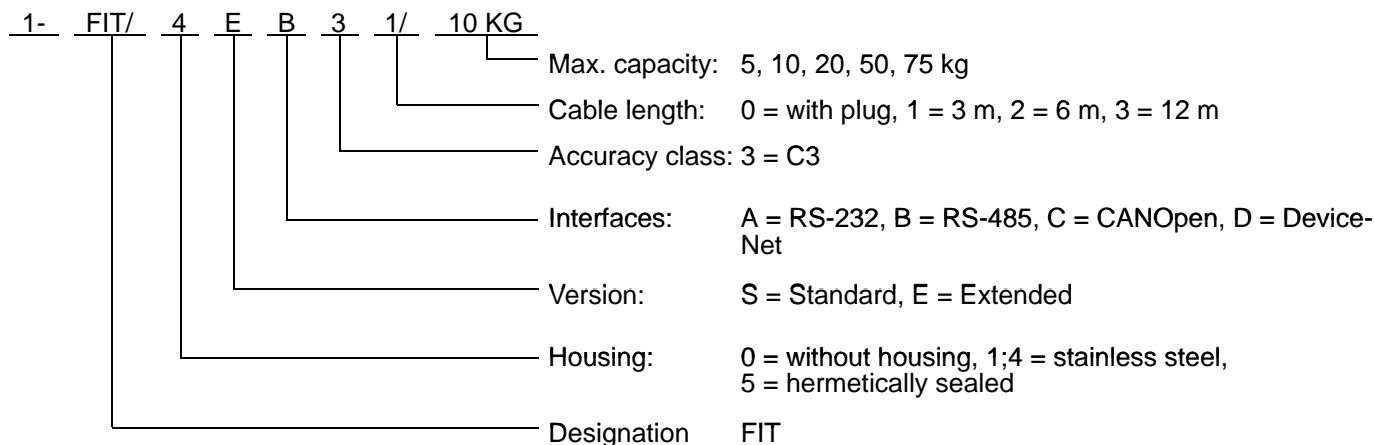
Cable 8 x 0.25 mm², 3 m (6 m, 12 m) long, Ø7 ±0.5 mm



Cable 1				Cable 2 (optional)	
	RS-485	RS-232	CANOpen/DeviceNet		
brown ¹⁾	Diag. Rb/Tb	Diag. Rb/Tb	Diag. /Rb/Tb	brown	IN 2
yellow ¹⁾	Diag. Ra/Ta or Trigger	Diag. or Trigger	Diag. Ra/Ta or Trigger	yellow	IN 1
grey	RB	-	CanL in	grey	OUT 4
black	TB	-	CanL out	black	OUT 3
green	RA	RxD	CanH in	green	OUT 2
blue	TA	TxD	CanH out	blue	OUT 1
white	GND1	GND1	GND 1	white	GND 2
red	+UB 1	+UB 1	+UB 1	red	UB 2

¹⁾ The standard version (S) does not have a diagnostic channel. Brown is not assigned, yellow is trigger input.

The FIT/4... digital load cell is available in different versions, e.g.:



HBM has defined so-called preferred variants.

All other variants are available on request.

Preferred variants of the standard types

Housing	Interface			
	RS-232	RS-485 (4 wire)	CANOpen	DeviceNet
0	–	1-FIT/0SB30/5KG 1-FIT/0SB30/20KG	1-FIT/0SC30/5KG	1-FIT/0SD30/5KG
1	1-FIT/1SA31/5KG 1-FIT/1SA31/10KG 1-FIT/1SA31/20KG	1-FIT/1SB31/5KG 1-FIT/1SB31/10KG 1-FIT/1SB31/20KG	1-FIT/1SC31/10KG	1-FIT/1SD31/10KG

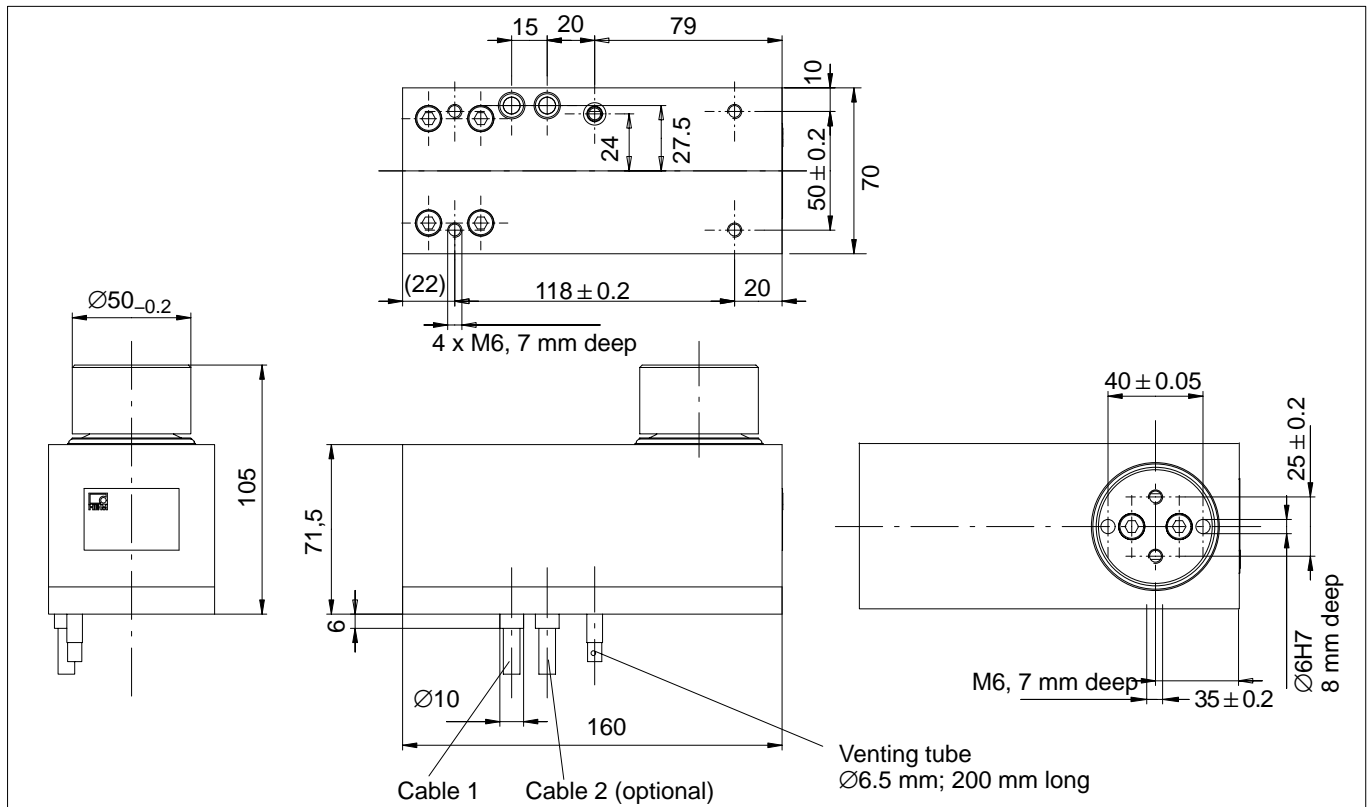
Preferred variants of the extended types

In addition to the standard version (S), another extended version (E) with control functions (two connectors) is available. All versions offers additional application areas with limit values and dosing control functions (e.g. sorting systems, filling systems).

Housing	Interface			
	RS-232	RS-485 (4 wire)	CANOpen	DeviceNet
0	–	1-FIT/0EB30/5KG	1-FIT/0EC30/5KG	1-FIT/0ED30/5KG
1	1-FIT/1EA31/75KG	1-FIT/1EB31/10KG	1-FIT/1EC31/10KG	1-FIT/1ED31/10KG
4	–	1-FIT/4EB31/5KG 1-FIT/4EB32/10KG	1-FIT/4EC31/10KG	1-FIT/4ED31/10KG
5	1-FIT/5EA30/10KG	1-FIT/5EB30/5KG 1-FIT/5EB30/10KG	1-FIT/5EC30/5KG 1-FIT/5EC30/10KG	1-FIT/5ED30/5KG 1-FIT/5ED30/10KG 1-FIT/5SC30/10KG

= for these load cell types separate data sheets are available

Dimensions (in mm; 1 mm = 0.03937 inches)



Specifications

Type	FIT/4...					
Accuracy class according to OIML R60	C3					
Max. capacity (E_{max})	kg	5	10	20	50	75
Min. load cell verification interval (v_{min})	g	0.5	1	2	5	10
Min. application range for 3000 d	kg	1.5	3	6	15	30
Max. platform size	mm	L 400 x W 400			L 600 x W 500	
Max. number of load cell verification intervals (n_{LC})		3000				
Apportionment factor (p_{LC})		1				
Temperature effect on sensitivity (TK_C) ^{1) 2)} in temperature range 0°C...+40°C	% / 10K	±0.0250				
Temperature effect on zero signal (TK_{S0}) ²⁾	% / 10K	±0.0200				
Hysteresis factor (d_{hy}) ^{1) 2)}	%	±0.0166				
Nonlinearity (d_{lin}) ^{1) 2)}	%	±0.0166				
Creep (d_{CR}) over 30 min	%	±0.0166				
Eccentric loading error acc. to OIML R76	%	±0.0233				
Service load (E_U); max. 120 mm eccentricity	% E_{max}	150				
Safe load limit (E_L); max. 20 mm eccentricity	% E_{max}	1000				
Permissible dyn. load (F_{srel}) max. 50 mm eccentricity	% E_{max}	70				
Deflection at max. capacity (s_{nom})	mm	< 0.2				
Power supply:						
Supply voltage UB1 (DC)	V	+ 10 ... +30				
Power consumption	W	≤ 2				
Switch-on current	A	0.2				
Resolution of meas. signal (1 Hz-Filter)	Bit	20				
Measuring rate	1/s	4 ... 1200				
Adjustable cut-off frequency of the digital filters:						
Filtermode 0	Hz	200 ... 0.25				
Filtermode 1 (response time 62 ... 365 ms)	Hz	18 ... 2.5				
Baud rate (RS-232-, RS-485-interface)	Baud	1200; 2400; 4800; 9600; 19200; 38400; 57600; 115200				
Max. number of bus members		90				

1) The values can be exceeded in individual cases. The resulting errors of TK_C , nonlinearity and hysteresis don't exceed the maximum permissible errors of OIML R 60 with $p_{LC} = 1$.

2) All relative errors are related to the output signal at max. capacity.

Specifications (continuation)

CANopen interface Baud rate	Baud	Standard CiA DS301 10 000 ... 1 000 000
DeviceNet interface Baud rate	Baud	Release 2.0 ODVA 125 000 ... 500 000
max. cable length (CANOpen, DeviceNet)	m	≤ 5000 (10KBaud)... ≤ 100 (500KBaud), ≤ 25 (1MBaud)
Diagnostic channel, RS-485-2-wire (version E) Baud rate max. cable length Max. number of bus members	Baud m	38 400 500 90
Asynchronous serial interface (Cable 1) RS-485, 4 Leiter, max. cable length RS-232 max. cable length	m m	500 15
Trigger input (Cable 1) Permissible input voltage Low-level High-level Input resistance	V V V kΩ	0 ... +12 < 1 > 4 10
Control inputs (version E, cable 2 optional) Permissible input voltage Low-level High-level Input resistance	V V V kΩ	isolated, reference potential GND2 0 ... +30 < 6 > 10 > 3
Control outputs (version E, cable 2 optional) External supply voltage UB2 Max. current of one output Accumulated current of all outputs Current drop	V A A V	isolated, reference potential GND2 +11 ... +30 < 0.5 < 1.0 < 1
Nominal temperature range Operating temperature range Storage temperature range	°C [°F] °C [°F] °C [°F]	-10 ... +40 [+14 ... +104] -10 ... +50 [+14 ... +122] -25 ... +75 [-13 ... +167]
EMC-requirements Degree of protection acc. to EN 60529 Material, Housing Diaphragm Weight, approx.	 kg	EN 45501, OIML R76 EN 61326-1/Tab. 4, equipment of class B EN 61326/A1, Tab. A1, equipment in industrial areas IP 66 Stainless steel Silicone R830 3

Accessories, to be ordered separately

1-FIT-AED-DOC = Documentation (CD-ROM with Operating manual and AED-Panel program AED_Panel32)

- Documentation of mechanics and Electronics
- Documentation of command codes for the communication with the FIT/4... load cell
- Software package for parameter setting and dynamic analysis of the weighing system

Modifications reserved.

All details describe our products in general form only. They are not to be understood as express warranty and do not constitute any liability whatsoever.

Hottinger Baldwin Messtechnik GmbH

Im Tiefen See 45, D-64293 Darmstadt, Germany
Tel.: +49 6151 803-0 Fax: +49 6151 803 9100
Email: support@hbm.com Internet: www.hbm.com



measurement with confidence